

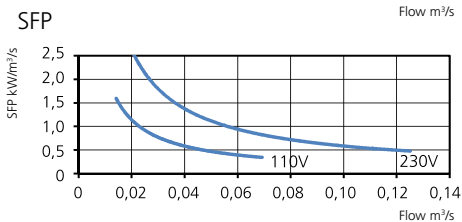
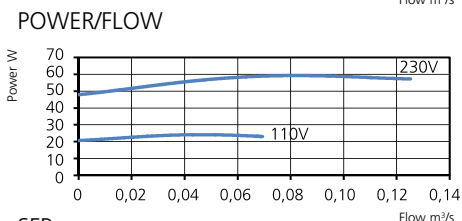
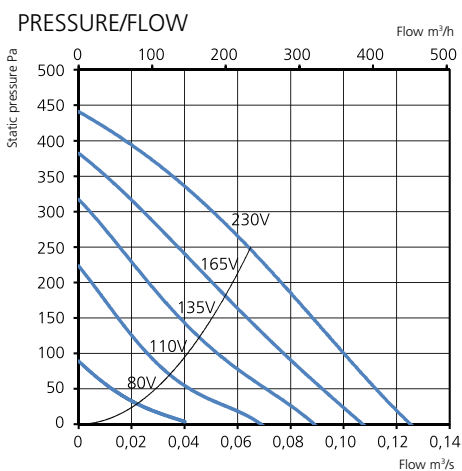
INSULATED DUCT FAN WITH CIRCULAR CONNECTIONS

IRB 160 B1

7880042
IRB 160 B1



- Insulated duct fan with circular connections.
- Equipped with 50 mm of thermal and acoustic insulation makes it ideal for handling cold air.
- Designed for high pressure and long, complicated duct runs.
- The design prioritise functionality, durability and longevity.
- Operational in both 50 and 60 Hz.
- Impeller with backward curved blades.
- The external rotor motor has maintenance-free sealed ball-bearings.
- Integrated motor protection.
- Junction box has enclosure class IP 54.
- For speed control a transformer or electronic speed controller can be connected.
- The housing is manufactured from galvanized sheet steel.
- Duct connections are equipped with rubber seals.
- The fan is intended to be installed in a duct system.
- A duct connected fan can be installed outside or in damp environments.



TECHNICAL DATA

Voltage	230 V
Frequency	50 Hz
Phase	1 ~
Current	0.26 A
Power	59 W
Speed	2580 r.p.m.
Max. temp of transported air	80 °C
Sound pressure level, 3 m	37 dB(A)
Weight	11.7 kg
Enclosure class	44 IP
Wiring diagram	4040001

ACCESSORIES

- Mounting bracket Kit Universal
- Mounting clamp MK 160
- Safety grille BSV 160
- Back draught shutter RSK 160
- Louvre YG 160
- Louvre shutter VK 160
- Filterbox FLK 160
- Filterbox FLF 160
- Silencer LDC 160
- Transformer controller VRTE C
- Transformer controller VRDE 1.5
- Speed controller VRS 0.5

SOUND DATA

	L _{WA} tot dB (A)	63	125	250	500	1K	2K	4K	8K
Surrounding 230 V	44	29	35	41	37	32	31	29	29
Outlet 230 V	72	55	60	66	67	63	62	60	51
Inlet 230 V	54	40	52	49	41	35	37	34	25
Inlet 165 V	52	38	49	47	37	31	33	29	19
Inlet 135 V	47	35	45	42	33	27	27	22	11
Inlet 110 V	42	30	40	35	27	21	19	13	5
Inlet 80 V	36	25	35	30	18	10	6	4	4

MORE INFORMATION



Find out the latest updated information about this product by visiting www.ostberg.com or scanning this QR code.

DIMENSIONS

