CV 125 C EC

CV EC

- Wall fan with circular inlet connection.
- CV has a circular mounting plate.
- Proven performance and reliability.
- Compact with high capacity and efficiency.
- Suitable for a wide variety of applications.
- Impeller with backward curved blades.
- The external rotor motor has maintenance-free sealed ball-bearings.
- Integrated motor protection.
- Junction box has enclosure class IP 54.
- Speed controlling can be done with the built-in potentiometer, 0-10 V alt. external control.
- Fan housing is manufactured from galvanized sheet steel.
- The fan is intended to be installed in a duct system, mounted on the inside wall.
- Easy installation in any position.
- Can be used in damp environments.

Accessories

- Speed controller MS EC
- Pressure regulator CALAIR-PR-230V
- Pressure regulator FKP-R
- YG 250
- VK 250
- BSV 125
- MK 125
- RSK 125
- BSR 250
- LDC 125

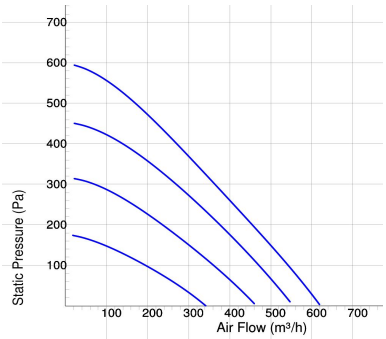

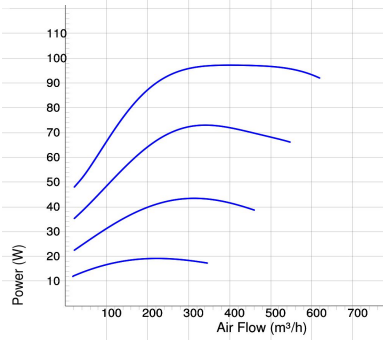

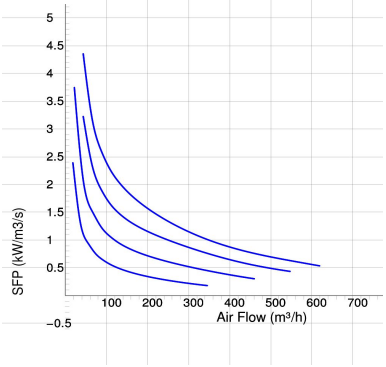

TECHNICAL DATA	7110072 CV 125 C EC
Voltage	230 V
Phase	1 ~
Frequency	50/60 Hz
Power	98 W
Current	0.79 A
Speed	3550 r.p.m.
Max. temperature of transported air	60 °C
Sound pressure level at 3 m	46 dB(A)
Weight	2.4 kg
Enclosure class	54 IP
Insulation class, motor	F
Duct connection	125 mm
Max. flow	623 m³/h
Max. pressure	610 Pa
Voltage range	220-240 V

SOUND DATA	Flow (m³/h)	L_{WA} tot dB (A)	63Hz	125Hz	250Hz	500Hz	1KHz	2KHz	4KHz	8KHz
4. Surrounding Lw dB(A) 10V	342	52	35	30	43	44	48	42	45	38
4. Outlet Lw dB(A) 10V	356	79	39	48	57	68	75	75	67	56
4. Inlet Lw dB(A) 10V	356	78	54	65	71	74	68	69	66	56
3. Inlet Lw dB(A) 8V	316	76	53	64	69	72	66	66	64	52
2. Inlet Lw dB(A) 7V	259	72	50	61	67	67	62	61	59	46
1. Inlet Lw dB(A) 5V	198	65	45	54	62	59	53	53	48	34

DIMENSIONS

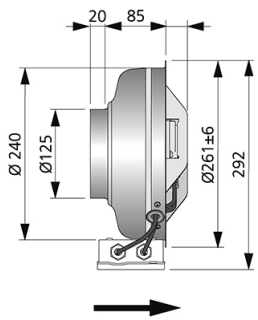

Voltage steps

1	2	3	4
5V	7V	8V	10V