

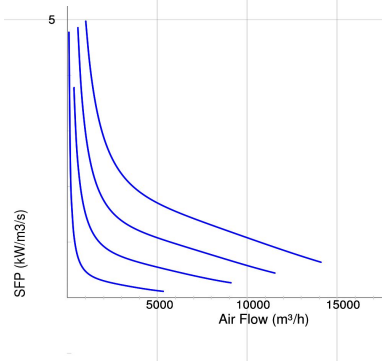
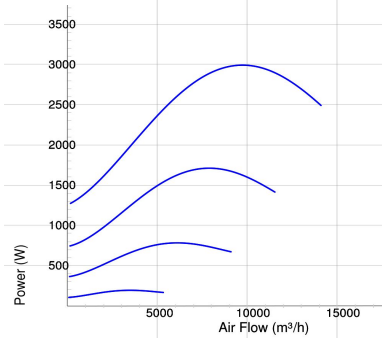
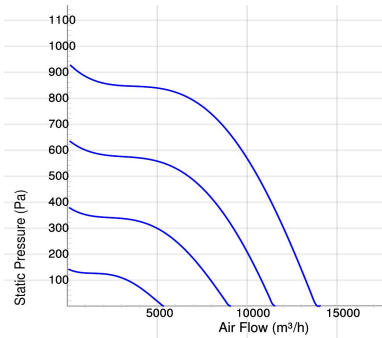
# BFS 700x700 D3 EC

## Boxfan BFS EC

- Duct fan with square connections.
- High capacity and very good efficiency.
- Impeller with backward curved blades.
- The external rotor motor has maintenance-free sealed ball-bearings and is very energy efficient.
- Speed controlling can be done with the built-in potentiometer, 0-10 V alt. external control.
- Integrated motor protection.
- Junction box has enclosure class IP 54.
- Fan housing is manufactured from galvanized sheet steel.
- The fan is intended to be installed in a duct system.
- When duct connected the fan can be installed outside or in damp environments.
- Easy installation in any position.

## Accessories

- Speed controller MS EC
- Pressure regulator CALAIR-PR-230V
- Pressure regulator FKP-R
- MB Universal



## Voltage steps

1	2	3	4
5V	7V	8V	10V

## TECHNICAL DATA

7460028 BFS 700x700 D3 EC	
Voltage	400 V
Phase	3 ~
Frequency	50/60 Hz
Power	2980 W
Current	4.54 A
Speed	1770 r.p.m.
Max. temperature of transported air	60 °C
Sound pressure level at 3 m	63 dB(A)
Weight	44.2 kg
Enclosure class	54 IP
Insulation class, motor	F
Duct connection	700x700 mm
Max. flow	13806 m³/h
Max. pressure	934 Pa
Voltage range	380-480 V

## SOUND DATA

	Flow (m³/h)	L <sub>WA</sub> tot dB (A)	63Hz	125Hz	250Hz	500Hz	1KHz	2KHz	4KHz	8KHz
4. Surrounding Lw dB(A) 10V	9194	70	52	52	68	62	60	55	51	46
4. Outlet Lw dB(A) 10V	9194	95	78	83	81	84	91	88	83	75
4. Inlet Lw dB(A) 10V	9194	89	72	75	80	81	84	83	79	73
3. Inlet Lw dB(A) 8V	7697	84	66	72	74	76	79	77	73	67
2. Inlet Lw dB(A) 7V	5666	77	59	67	67	69	71	70	66	60
1. Inlet Lw dB(A) 5V	3593	63	49	53	54	55	58	56	54	41

## DIMENSIONS

