

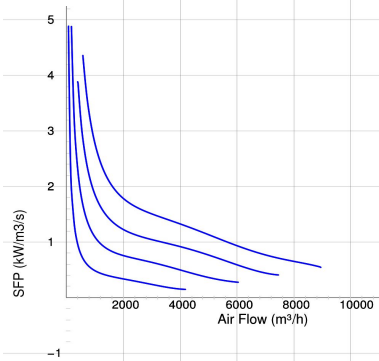
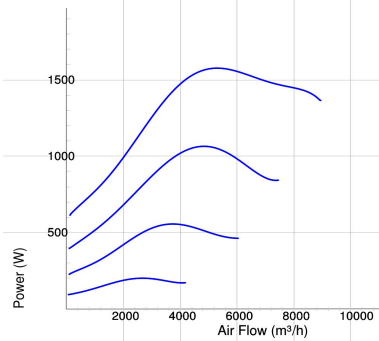
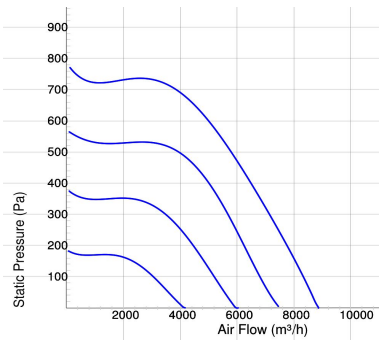
BFS 600x600 B3 EC

Boxfan BFS EC

- Duct fan with square connections.
- High capacity and very good efficiency.
- Impeller with backward curved blades.
- The external rotor motor has maintenance-free sealed ball-bearings and is very energy efficient.
- Speed controlling can be done with the built-in potentiometer, 0-10 V alt. external control.
- Integrated motor protection.
- Junction box has enclosure class IP 54.
- Fan housing is manufactured from galvanized sheet steel.
- The fan is intended to be installed in a duct system.
- When duct connected the fan can be installed outside or in damp environments.
- Easy installation in any position.

Accessories

- Speed controller MS EC
- Pressure regulator CALAIR-PR-230V
- Pressure regulator FKP-R
- MB Universal



Voltage steps

1	2	3	4
5V	7V	8V	10V

TECHNICAL DATA

7460023 BFS 600x600 B3 EC	
Voltage	400 V
Phase	3 ~
Frequency	50/60 Hz
Power	1590 W
Current	2.45 A
Speed	1980 r.p.m.
Max. temperature of transported air	50 °C
Sound pressure level at 3 m	58 dB(A)
Weight	27.1 kg
Enclosure class	54 IP
Insulation class, motor	F
Duct connection	600x600 mm
Max. flow	8838 m³/h
Max. pressure	781 Pa
Voltage range	380-480 V

SOUND DATA

	Flow (m³/h)	L _{WA} tot dB (A)	63Hz	125Hz	250Hz	500Hz	1KHz	2KHz	4KHz	8KHz
4. Surrounding Lw dB(A) 10V	5141	65	47	47	60	58	57	56	54	47
4. Outlet Lw dB(A) 10V	5684	89	77	78	81	77	84	83	80	74
4. Inlet Lw dB(A) 10V	5684	87	67	69	82	77	81	79	77	70
3. Inlet Lw dB(A) 8V	5195	85	66	68	81	75	78	76	73	65
2. Inlet Lw dB(A) 7V	4061	78	62	71	69	69	73	70	67	58
1. Inlet Lw dB(A) 5V	2808	69	51	61	60	60	64	61	56	46

DIMENSIONS

