

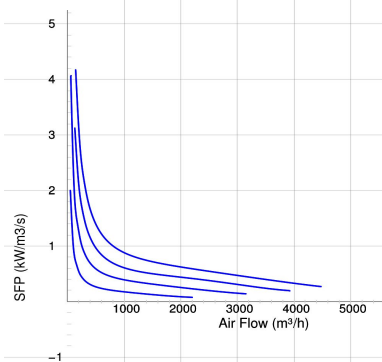
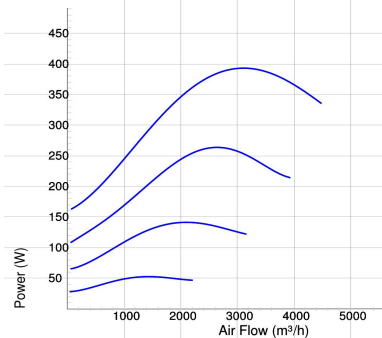
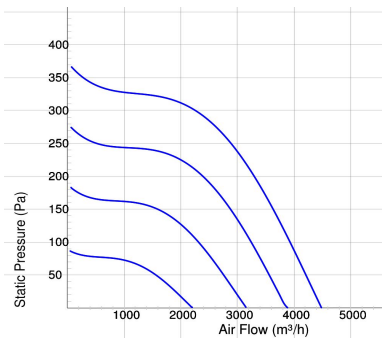
BFS 500x500 B1 EC

Boxfan BFS EC

- Duct fan with square connections.
- High capacity and very good efficiency.
- Impeller with backward curved blades.
- The external rotor motor has maintenance-free sealed ball-bearings and is very energy efficient.
- Speed controlling can be done with the built-in potentiometer, 0-10 V alt. external control.
- Integrated motor protection.
- Junction box has enclosure class IP 54.
- Fan housing is manufactured from galvanized sheet steel.
- The fan is intended to be installed in a duct system.
- When duct connected the fan can be installed outside or in damp environments.
- Easy installation in any position.

Accessories

- Speed controller MS EC
- Pressure regulator CALAIR-PR-230V
- Pressure regulator FKP-R
- MB Universal



Voltage steps

1	2	3	4
5V	7V	8V	10V

TECHNICAL DATA

7460019 BFS 500x500 B1 EC	
Voltage	230 V
Phase	1 ~
Frequency	50/60 Hz
Power	398 W
Current	1.75 A
Speed	1540 r.p.m.
Max. temperature of transported air	55 °C
Sound pressure level at 3 m	48 dB(A)
Weight	18.5 kg
Enclosure class	54 IP
Insulation class, motor	F
Duct connection	500x500 mm
Max. flow	4486 m³/h
Max. pressure	371 Pa
Voltage range	200-277 V

SOUND DATA

	Flow (m³/h)	L _{WA} tot dB (A)	63Hz	125Hz	250Hz	500Hz	1KHz	2KHz	4KHz	8KHz
4. Surrounding Lw dB(A) 10V	2948	55	34	40	49	50	48	45	41	32
4. Outlet Lw dB(A) 10V	2948	75	64	66	68	64	67	68	66	61
4. Inlet Lw dB(A) 10V	2948	74	56	64	67	65	65	68	65	59
3. Inlet Lw dB(A) 8V	2606	70	53	61	62	62	62	65	61	55
2. Inlet Lw dB(A) 7V	2020	65	48	55	59	57	57	60	55	48
1. Inlet Lw dB(A) 5V	1354	57	44	48	49	49	49	50	44	35

DIMENSIONS

