



BFC 630 F3 EC

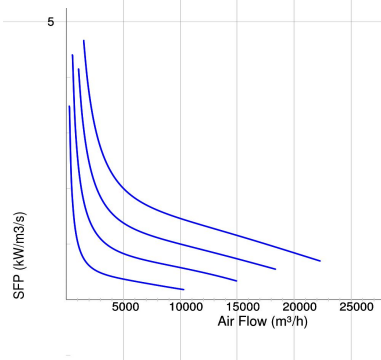
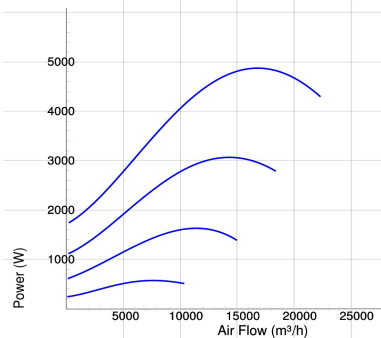
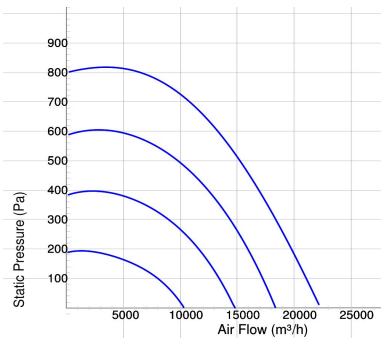


Boxfan BFC EC

- Duct fan with circular connections.
- High capacity and very good efficiency.
- Impeller with backward curved blades.
- The external rotor motor has maintenance-free sealed ball-bearings and is very energy efficient.
- Speed controlling can be done with the built-in potentiometer, 0-10 V alt. external control.
- Integrated motor protection.
- Junction box has enclosure class IP 54.
- Fan housing is manufactured from galvanized sheet steel.
- The fan is intended to be installed in a duct system.
- When duct connected the fan can be installed outside or in damp environments.
- Easy installation in any position.

Accessories

- Speed controller MS EC
- Pressure regulator CALAIR-PR-230V
- Pressure regulator FKP-R
- BSV 630



Voltage steps

1	2	3	4
5V	7V	8V	10V

TECHNICAL DATA

7460433 BFC 630 F3 EC	
Voltage	400 V
Phase	3 -
Frequency	50/60 Hz
Power	4800 W
Current	7.3 A
Speed	1430 r.p.m.
Max. temperature of transported air	40 °C
Sound pressure level at 3 m	65 dB(A)
Weight	86.4 kg
Enclosure class	54 IP
Insulation class, motor	F
Duct connection	630 mm
Max. flow	22313 m³/h
Max. pressure	826 Pa
Voltage range	380-480 V

SOUND DATA

	Flow (m³/h)	L _{WA} tot dB (A)	63Hz	125Hz	250Hz	500Hz	1KHz	2KHz	4KHz	8KHz
4. Surrounding Lw dB(A) 10V	12701	72	55	61	69	66	64	59	53	47
4. Outlet Lw dB(A) 10V	12701	96	85	89	88	88	90	86	82	75
4. Inlet Lw dB(A) 10V	12701	91	77	81	82	82	87	84	82	76
3. Inlet Lw dB(A) 8V	11146	88	73	78	78	78	83	80	78	71
2. Inlet Lw dB(A) 7V	9295	82	67	72	72	72	77	75	71	64
1. Inlet Lw dB(A) 5V	6462	72	59	62	63	63	68	66	60	52

DIMENSIONS

