



BFC 630 E3 EC

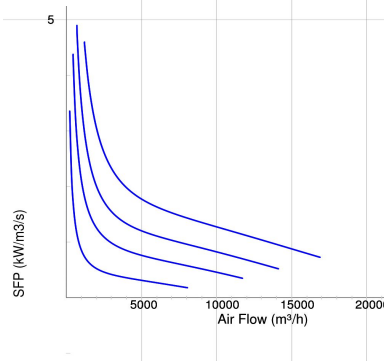
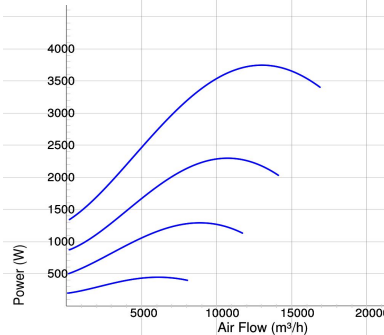
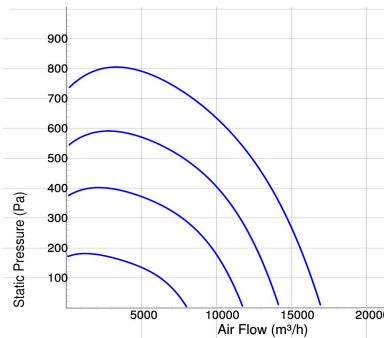


Boxfan BFC EC

- Duct fan with circular connections.
- High capacity and very good efficiency.
- Impeller with backward curved blades.
- The external rotor motor has maintenance-free sealed ball-bearings and is very energy efficient.
- Speed controlling can be done with the built-in potentiometer, 0-10 V alt. external control.
- Integrated motor protection.
- Junction box has enclosure class IP 54.
- Fan housing is manufactured from galvanized sheet steel.
- The fan is intended to be installed in a duct system.
- When duct connected the fan can be installed outside or in damp environments.
- Easy installation in any position.

Accessories

- Speed controller MS EC
- Pressure regulator CALAIR-PR-230V
- Pressure regulator FKP-R
- BSV 630



Voltage steps

1	2	3	4
5V	7V	8V	10V

TECHNICAL DATA

7460430 BFC 630 E3 EC	
Voltage	400 V
Phase	3 ~
Frequency	50/60 Hz
Power	3730 W
Current	5.7 A
Speed	1550 r.p.m.
Max. temperature of transported air	50 °C
Sound pressure level at 3 m	65 dB(A)
Weight	59.5 kg
Enclosure class	54 IP
Insulation class, motor	F
Duct connection	630 mm
Max. flow	16974 m³/h
Max. pressure	801 Pa
Voltage range	380-480 V

SOUND DATA

	Flow (m³/h)	L _{WA} tot dB (A)	63Hz	125Hz	250Hz	500Hz	1KHz	2KHz	4KHz	8KHz
4. Surrounding Lw dB(A) 10V	10530	72	48	57	70	63	63	59	54	47
4. Outlet Lw dB(A) 10V	10530	90	77	79	80	81	85	83	81	75
4. Inlet Lw dB(A) 10V	10530	90	76	77	81	79	84	84	81	76
3. Inlet Lw dB(A) 8V	9144	86	72	75	74	75	80	80	77	71
2. Inlet Lw dB(A) 7V	8122	80	66	69	68	69	75	75	71	65
1. Inlet Lw dB(A) 5V	4781	71	57	59	59	60	66	65	60	51

DIMENSIONS

