



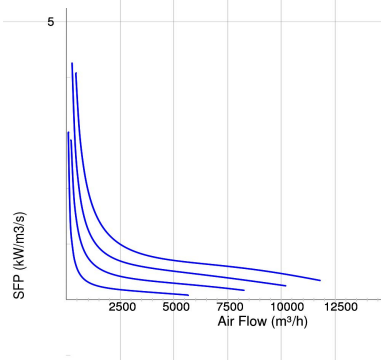
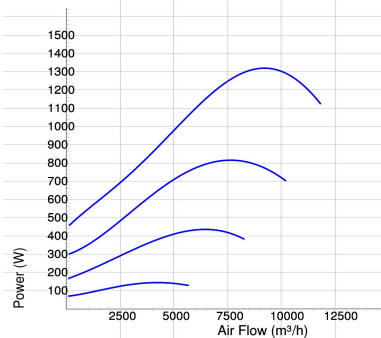
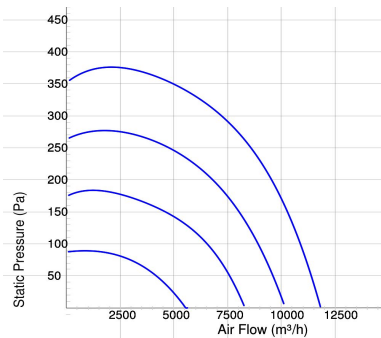
BFC 630 A3 EC

Boxfan BFC EC

- Duct fan with circular connections.
- High capacity and very good efficiency.
- Impeller with backward curved blades.
- The external rotor motor has maintenance-free sealed ball-bearings and is very energy efficient.
- Speed controlling can be done with the built-in potentiometer, 0-10 V alt. external control.
- Integrated motor protection.
- Junction box has enclosure class IP 54.
- Fan housing is manufactured from galvanized sheet steel.
- The fan is intended to be installed in a duct system.
- When duct connected the fan can be installed outside or in damp environments.
- Easy installation in any position.

Accessories

- Speed controller MS EC
- Pressure regulator CALAIR-PR-230V
- Pressure regulator FKP-R
- BSV 630



Voltage steps

1	2	3	4
5V	7V	8V	10V

TECHNICAL DATA

		7460428 BFC 630 A3 EC
Voltage		400 V
Phase		3 ~
Frequency		50/60 Hz
Power		1320 W
Current		2.05 A
Speed		1080 r.p.m.
Max. temperature of transported air		40 °C
Sound pressure level at 3 m		55 dB(A)
Weight		59.3 kg
Enclosure class		54 IP
Insulation class, motor		F
Duct connection		630 mm
Max. flow		11830 m³/h
Max. pressure		380 Pa
Voltage range		380-480 V

SOUND DATA

	Flow (m³/h)	L _{WA} tot dB (A)	63Hz	125Hz	250Hz	500Hz	1KHz	2KHz	4KHz	8KHz
4. Surrounding Lw dB(A) 10V	8424	62	40	50	59	55	54	49	44	36
4. Outlet Lw dB(A) 10V	8424	82	69	72	71	73	77	74	70	65
4. Inlet Lw dB(A) 10V	8424	81	67	70	70	71	76	74	71	65
3. Inlet Lw dB(A) 8V	7366	77	62	68	67	67	72	70	66	62
2. Inlet Lw dB(A) 7V	5814	72	59	62	62	62	67	65	62	54
1. Inlet Lw dB(A) 5V	3816	63	50	51	53	52	59	55	56	39

DIMENSIONS

