



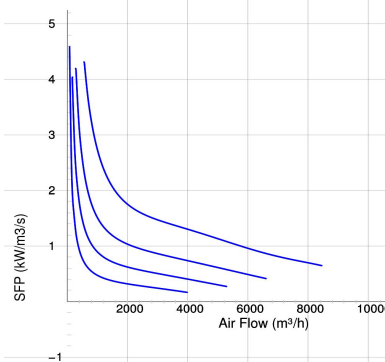
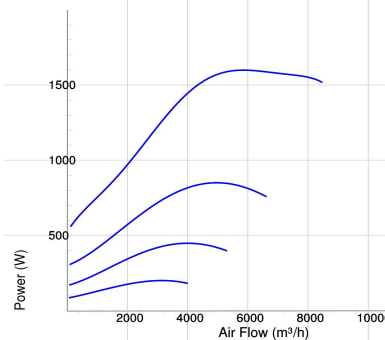
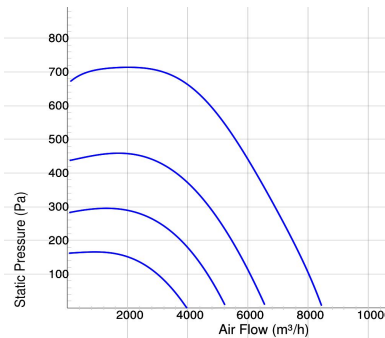
# BFC 400 B3 EC

## Boxfan BFC EC

- Duct fan with circular connections.
- High capacity and very good efficiency.
- Impeller with backward curved blades.
- The external rotor motor has maintenance-free sealed ball-bearings and is very energy efficient.
- Speed controlling can be done with the built-in potentiometer, 0-10 V alt. external control.
- Integrated motor protection.
- Junction box has enclosure class IP 54.
- Fan housing is manufactured from galvanized sheet steel.
- The fan is intended to be installed in a duct system.
- When duct connected the fan can be installed outside or in damp environments.
- Easy installation in any position.

## Accessories

- Speed controller MS EC
- Pressure regulator CALAIR-PR-230V
- Pressure regulator FKP-R
- BSV 400
- MK 400



## Voltage steps

1	2	3	4
5V	6V	8V	10V

## TECHNICAL DATA

7460422 BFC 400 B3 EC	
Voltage	400 V
Phase	3 ~
Frequency	50/60 Hz
Power	1590 W
Current	2.45 A
Speed	1990 r.p.m.
Max. temperature of transported air	50 °C
Sound pressure level at 3 m	58 dB(A)
Weight	35.0 kg
Enclosure class	54 IP
Insulation class, motor	F
Duct connection	400 mm
Max. flow	8474 m³/h
Max. pressure	713 Pa
Voltage range	380-480 V

## SOUND DATA

	Flow (m³/h)	L <sub>WA</sub> tot dB (A)	63Hz	125Hz	250Hz	500Hz	1KHz	2KHz	4KHz	8KHz
4. Surrounding Lw dB(A) 10V	5141	65	47	47	60	58	57	56	54	47
4. Outlet Lw dB(A) 10V	5141	89	76	78	79	76	83	83	80	74
4. Inlet Lw dB(A) 10V	5141	88	65	70	77	76	81	83	82	76
3. Inlet Lw dB(A) 8V	4198	83	59	67	74	72	77	78	76	68
2. Inlet Lw dB(A) 6V	3416	77	55	64	65	67	71	72	69	60
1. Inlet Lw dB(A) 5V	2664	70	49	57	59	60	64	65	60	50

## DIMENSIONS

