



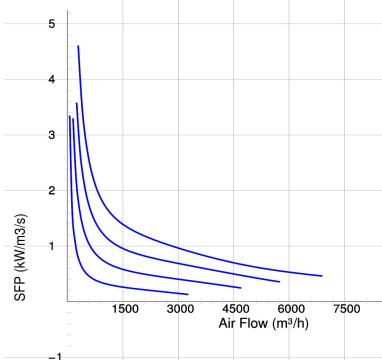
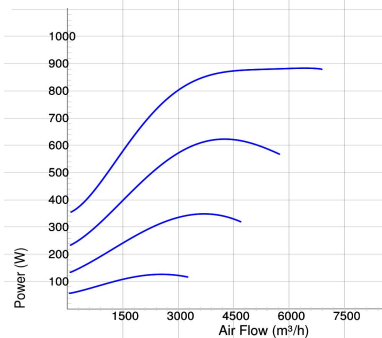
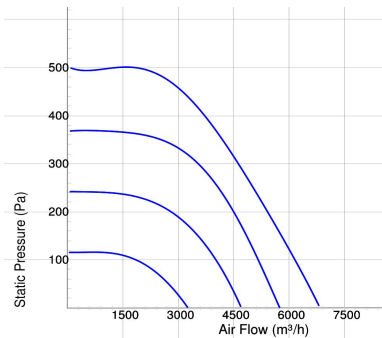
BFC 400 B1 EC

Boxfan BFC EC

- Duct fan with circular connections.
- High capacity and very good efficiency.
- Impeller with backward curved blades.
- The external rotor motor has maintenance-free sealed ball-bearings and is very energy efficient.
- Speed controlling can be done with the built-in potentiometer, 0-10 V alt. external control.
- Integrated motor protection.
- Junction box has enclosure class IP 54.
- Fan housing is manufactured from galvanized sheet steel.
- The fan is intended to be installed in a duct system.
- When duct connected the fan can be installed outside or in damp environments.
- Easy installation in any position.

Accessories

- Speed controller MS EC
- Pressure regulator CALAIR-PR-230V
- Pressure regulator FKP-R
- BSV 400
- MK 400



Voltage steps

1	2	3	4
5V	7V	8V	10V

TECHNICAL DATA

7460421 BFC 400 B1 EC	
Voltage	230 V
Phase	1 ~
Frequency	50/60 Hz
Power	896 W
Current	4.04 A
Speed	1640 r.p.m.
Max. temperature of transported air	55 °C
Sound pressure level at 3 m	53 dB(A)
Weight	35.9 kg
Enclosure class	54 IP
Insulation class, motor	F
Duct connection	400 mm
Max. flow	6833 m³/h
Max. pressure	506 Pa
Voltage range	200-277 V

SOUND DATA

	Flow (m³/h)	L _{WA} tot dB (A)	63Hz	125Hz	250Hz	500Hz	1KHz	2KHz	4KHz	8KHz
4. Surrounding Lw dB(A) 10V	4147	61	43	43	54	56	53	52	49	40
4. Outlet Lw dB(A) 10V	4147	85	72	75	75	76	79	78	74	68
4. Inlet Lw dB(A) 10V	4147	83	59	66	74	72	76	78	76	69
3. Inlet Lw dB(A) 8V	3391	78	57	66	68	68	72	73	70	63
2. Inlet Lw dB(A) 7V	2880	70	53	61	62	62	64	64	60	52
1. Inlet Lw dB(A) 5V	1872	65	47	57	56	56	59	60	54	45

DIMENSIONS

